

Diagnostics

- Mirror handels
- Explorers
- Periodontal probes



Mirror handles, Explorers

Mirror handles

Mirror handle threads are in accordance with international standard M 2.5 - the mirror shank must have a diameter of 2.5 - 2.6 mm.

Mirror Handle LM 25 ESi

- well balanced, better reachability
- colour selection: red, grey, blue



Mirror Handle LM 25

- colour selection: red, grey, blue



Mirror Handle LM 28 XSi

- available only with LM-ErgoMax (XSi) handle
- cone Socket design, UNF4-48, with special threads
- colour selection: red, grey, blue



Mirror Handle, ortho LM 25-26 XSi

- available only with LM-ErgoMax (XSi) handle
- for measuring the sagittal overjet and vertical overbite
- millimeter scale, total length 25 mm




Explorers

For diagnosing calculus and caries and exploring of pockets, restorations and furcations.

Most explorers and periodontal probes are available also in single-ended designs.

Explorer LM 5-8



Explorer LM 5-9



**Explorer, centered
LM 9-17C**



■ *Elongated lower shank and "back-action" blade. Especially for probing distal surfaces of posterior teeth. 17C head with centred tip.*



**Explorer
LM 17-23**



**Explorer, centered
LM 17C-23**



■ *Especially for probing distal surfaces.*



**Explorer
LM 3-6**



**Explorer
LM 11-12**

- angles similar to Gra 11/12



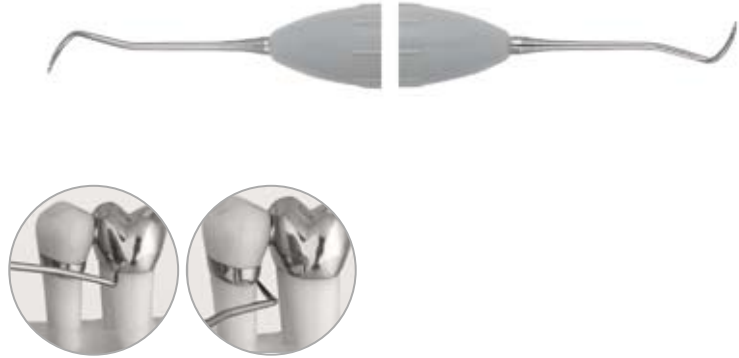
■ *For subgingival root examination.*



Explorers, Explorers - Periodontal Probes

Explorer, prosthetic LM 18-19

- prosthetic crowns, bridges and inlay/onlay fillings
- high sensitivity at seams



Explorer, Holst LM 29

- lateral angle on the shank




Explorer LM 9




Explorers – Periodontal Probes

Combination instruments for probing caries and parodontium.

Most explorers and periodontal probes are available also in single-ended designs.



Explorer - Periodontal Probe LM 23-52B



**Explorer - Periodontal Probe
LM 8-520B**

- ball \varnothing 0.5 mm



**Explorer - Periodontal Probe
LM 23-520B**

- ball \varnothing 0.5 mm



**Explorer - Periodontal Probe
LM 23-530B**

- ball \varnothing 0.5 mm




**Williams Probe
LM 51**



**Explorer - WHO Probe
LM 8-550B**

- ball \varnothing 0.5 mm



**Explorer - WHO Probe
LM 23-550B**

- ball \varnothing 0.5 mm



**WHO Probe
LM 550B**

- ball \varnothing 0.5 mm

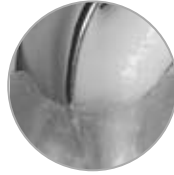


Furcation Probes

Furcation Probes

For probing the extent and depth of furcation lesions.

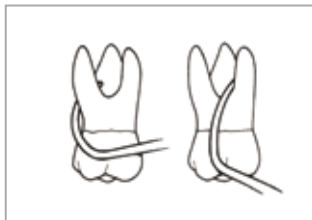
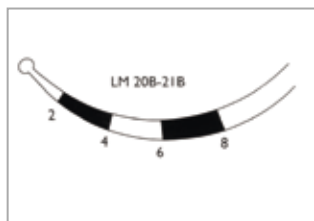
For probing furcation lesions from different angles, both in the upper and in the lower jaw region.



Nabers Probe
LM 20-21



Furcation Probe
LM 20B-21B



- examination of furcation lesions from different angles in both the upper and lower jaws